

# ■ Faxvorlage für Sonderlängen:

Anfrage  Bestellung

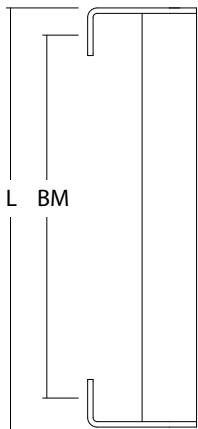
**Fax: +49(0) 7257 912729**  
**Mail: info@abp-beyerle.de**

Griffmodell:

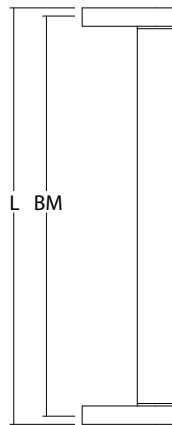
- |                                 |                                     |                                 |                                     |                                 |                                       |                                 |                                |
|---------------------------------|-------------------------------------|---------------------------------|-------------------------------------|---------------------------------|---------------------------------------|---------------------------------|--------------------------------|
| <input type="checkbox"/> Impero | <input type="checkbox"/> Impero Due | <input type="checkbox"/> Initio | <input type="checkbox"/> Initio Due | <input type="checkbox"/> Beluga | <input type="checkbox"/> Beluga Vario | <input type="checkbox"/> Level  | <input type="checkbox"/> Stelk |
| <input type="checkbox"/> Neo    | <input type="checkbox"/> Cimo       | <input type="checkbox"/> Isala  | <input type="checkbox"/> Syx        | <input type="checkbox"/> SCI    | <input type="checkbox"/> Maxi         | <input type="checkbox"/> Beetle |                                |

Anzahl Stück \_\_\_\_\_

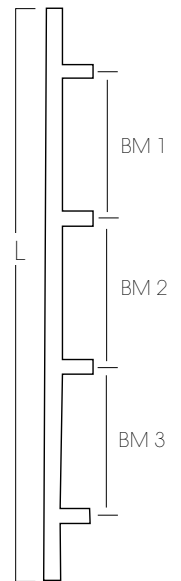
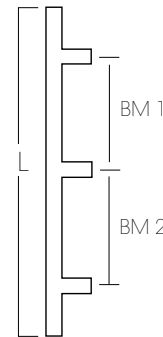
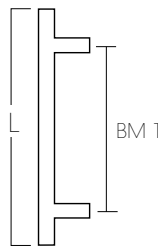
- Befestigung:  einseitig sichtbar  einseitig unsichtbar  Griffpaar  
 Türblatt:  Holz  Glas  Metall / Kunststoff Türblattstärke: \_\_\_\_\_



- Maxi  Stütze gerade  
 Stütze 45°



SCI



Maße in mm:

BM 1 \_\_\_\_\_

BM 2 \_\_\_\_\_

BM 3 \_\_\_\_\_

L \_\_\_\_\_

Kundenanschrift:

Firma: \_\_\_\_\_

Name: \_\_\_\_\_

Straße: \_\_\_\_\_

PLZ/Ort: \_\_\_\_\_

Telefon: \_\_\_\_\_

Fax: \_\_\_\_\_

e-mail: \_\_\_\_\_